

## COTTON WEEKLY NEWSLETTER

Issue 28 | April 16, 2023 - Sunday

**Cotton Year: 2022-23**

**Rajkot, Gujarat, India**

<b>1</b>	<b>Indian Cotton Overview</b>	KAPAS Arrival This Week		<b>9 Lac*</b>	
		KAPAS Cumulative Arrival		<b>211 Lac*</b>	
		Cotton Consumption (Upto 199th Day)		<b>150 Lac*</b>	
*As per number of state wise arrival		Export	<b>10 Lac*</b>	Import	<b>9.50 Lac*</b>

\*In Cotton Bales (All India Figure)

\*Figures in Lac Bales

<b>2</b>	<b>Indian Cotton Balance Sheet #</b>	Op. Stock	25.0	Consumption	150.0
		(+) Import	9.50	(+) Export	10.00
		(+) Arrival	211.0	(=) Demand	160.00
		<b>(=) Supply</b>	<b>245.50</b>	<b>Total Stock*</b>	<b>85.50</b>
<b># Current Approx.</b>					

\*Figures in Lac Bales

<b>3</b>	<b>Stock Summary #</b>	Stock with Spinners	Stock with Government, MCX, MNC, Traders, Ginners, Etc..	<b>Total</b>
		<b>64.00</b>	<b>21.50</b>	<b>85.50</b>

# Approx

<b>4</b>	<b>Estimated Indian Cotton Balance Sheet#</b>	Op. Stock	25.0	Consumption	225.0
		(+) Import	11.0	(+) Export	15.0
		(+) Arrival	290.0	(=) Demand	241.0
		<b>(=) Supply</b>	<b>326.0</b>	<b>Total Stock*</b>	<b>85.00</b>
<b># October 22 To June 23</b>					

\*Figures in Lac Bales

<b>5</b>	<b>Monthly Arrival and Consumption</b>	<b>Arrival</b>		<b>Consumption</b>	
		UP To March	195	UP To March	136
		April	40	April	30
		May	35	May	30
		June	30	June	30
		<b>Total</b>	<b>290</b>	<b>Total</b>	<b>226</b>

\*Figures in Lac Bales

<b>6</b>	<b>Estimated Indian Cotton Balance Sheet#</b>	Op. Stock	25.0	Consumption	320.0
		(+) Import	12.00	(+) Export	20.00
		(+) Arrival/Pressing	330.0	(=) Demand	340.00
		<b>(=) Supply</b>	<b>367.00</b>	<b>Ending Stock*</b>	<b>27.00</b>
<b># October 2022-September 2023</b>					

<b>Cotton Sowing</b>	120.69	Hectare	<b>Per Acre Kapas Production</b>	600.00	Kg
<b>Per Hectare Yield</b>	508.00	Kg	<b>Coton Crop Estimate</b>	360.00	Lac Bales
<b>Per Acre Yield</b>	205.58	Kg	<b>Kapas C/Forward with Farmers</b>	30.00	Lac Bales
			<b>Arrival &amp; Pressing Bales</b>	330.00	Lac Bales

## COTTON WEEKLY NEWSLETTER

Issue 28 | April 16, 2023 - Sunday

Cotton Year: 2022-23

Rajkot, Gujarat, India

7	Overall Cotton Scenario	<i>Your valuable feedback solicited to improve this newsletter at below contact detail</i>
		Whatsapp: +91-98244-82150   Email: aapopat@gmail.com
<p>Last week, some areas of the Cotton Belt experienced cloudy weather, but there were no major reports of rainfall. Temperatures increased in most areas.</p>		
<p>The daily arrivals of Kapas (seed-cotton) ranged from 1,10,000 to 1,30,000 bales per day last week, with a total arrival of approximately 0.9 million bales.</p>		
<p>The arrival of Seed Cotton-Kapas is expected to increase in the coming weeks as farmers across India have stock of Kapas equivalent to more than one crore bales of Raw Cotton.</p>		
<p>Ginners are facing confusion due to the volatility of cotton and cottonseed prices. Limited arrivals of Seed Cotton-Kapas and fluctuating prices are affecting their profitability.</p>		
<p>Prices of cottonseed, oil cake, and wash oil were relatively stable last week, and this trend is expected to continue in the coming weeks.</p>		
<p>Many spinners are limiting their buying of Raw Cotton due to a lack of demand for yarn. Spinners are waiting for prices to decrease in the current volatile market. Spinning Mills across India have inventory ranging from 30 to 75 days, and consumption may reduce in the coming weeks due to labour issues and thin margins.</p>		
<p>Raw cotton prices stabilized after decreasing last week. Limited supply and demand are both affecting prices, with low supply pushing prices upwards and low demand pulling prices downwards, resulting in volatility.</p>		
<p>The Indian Cotton balance sheet for the 2022/2023 season is tight, with limited ending stocks. Despite this, prices are not increasing due to limited demand for Cotton and Yarn in the international market.</p>		

## COTTON WEEKLY NEWSLETTER

Issue 28 | April 16, 2023 - Sunday

Cotton Year: 2022-23

Rajkot, Gujarat, India

On the ICE platform, futures prices remained range-bound last week, with no impact from the first notice day on April 21st for May futures.

The difference between May futures to July futures, and July futures to December futures on the ICE platform narrowed in the last few weeks, indicating a downtrend in Cotton prices for the coming months

The basis of Indian cotton to ICE May futures decreased slightly, reaching 15.00 plus ON from 15.58 plus ON, indicating a stable trend.

ICE May futures decreased by -0.34 cents (-0.41%) and closed at 82.86 cents last week. Open interest decreased by 15,300 lots, reaching 1,76,874 lots (equivalent to Indian bales 2,35,96,760), indicating a downtrend.

ZCE May futures increased by +150 Yuan (+1.03%) and closed at 14,740 Yuan last week. Open interest decreased by 27,926 lots, reaching 10,33,134 lots (equivalent to Indian cotton bales 3,03,84,471), indicating a stable to a bearish trend.

MCX April Futures decreased by -40 ₹ (-0.06%) and closed at 63,360 ₹ last week. MCX June Futures also decreased by -300 ₹ (-0.46%) and closed at 64,500 ₹. Open interest increased by 32 lots, reaching 356 lots (equivalent to 35,600 bales).

Based on the current market trend, it is expected that physical cotton prices will remain stable in the coming week, with a potential for firmness in the long term.

8.1 Cotton Future Changes		MCX COTTON CANDY FUTURES #Weekly Changes			
Particular		07, April 2023	14, April 2023	Changes in Point	Changes in %
Apr-23	USC/ Lbc	98.78	98.74	-0.04	-0.04%
	INR/Candy	63400	63360	-40	-0.06%
Jun-23	USC/ Lbc	100.96	100.51	-0.45	-0.45%
	INR/Candy	64800	64500	-300	-0.46%

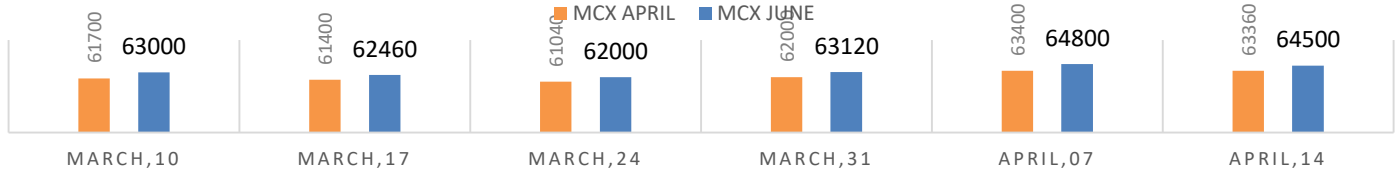
## COTTON WEEKLY NEWSLETTER

Issue 28 | April 16, 2023 - Sunday

Cotton Year: 2022-23

Rajkot, Gujarat, India

### MCX COTTON FUTURE



8.2

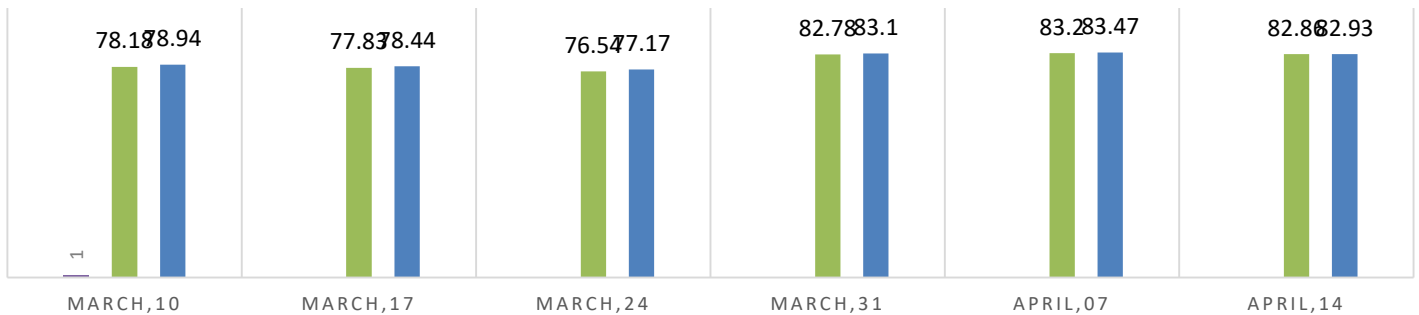
Cotton Future Changes

ICE COTTON FUTURES #Weekly Changes

Particular		07, April 2023	14, April 2023	Changes in Point	Changes in %
May-23	USC/ Lbc	83.20	82.86	-0.34	-0.41%
	INR/Candy	53403	53172	-231	-0.43%
Jul-23	USC/ Lbc	83.47	82.93	-0.54	-0.65%
	INR/Candy	53576	53217	-359	-0.67%

### ICE COTTON FUTURE

#REF! ICE - MAY ICE - JULY



8.3

Cotton Future Changes

CHINA COTTON ZCE #Weekly Changes

Particular		07, April 2023	14, April 2023	Changes in Point	Changes in %
May-23	YUAN/ Ton	14590	14740	150	1.03%
	USC/ Lbc	96.35	97.33	0.98	1.02%
	INR/Candy	61842	62455	613	0.99%
Jul-23	YUAN/ Ton	14670	14810	140	0.95%
	USC/ Lbc	96.88	97.79	0.91	0.94%
	INR/Candy	62181	62752	571	0.92%

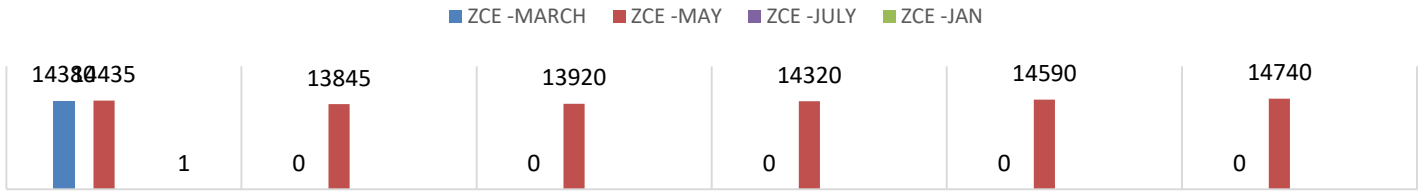
## COTTON WEEKLY NEWSLETTER

Issue 28 | April 16, 2023 - Sunday

Cotton Year: 2022-23

Rajkot, Gujarat, India

### ZCE COTTON FUTURE



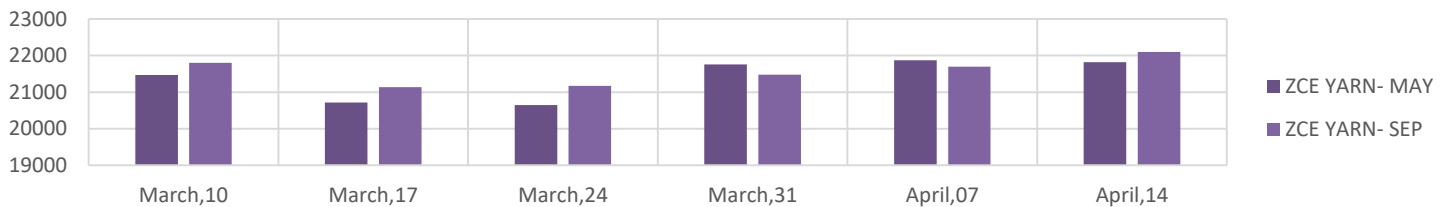
8.4

Cotton Future Changes

CHINA COTTON ZCE YARN #Weekly Changes

Particular		07, April 2023	14, April 2023	Changes in Point	Changes in %
May-23	YUAN/ Ton	21870	21820	-50	-0.23%
	USC/ Lbc	3.1831	3.1754	-0.0077	-0.24%
	INR/Candy	260.60	259.91	-0.69	-0.26%
Sep-23	YUAN/ Ton	21695	22095	400	1.84%
	USC/ Lbc	3.1576	3.2155	0.0579	1.83%
	INR/Candy	258.51	263.19	4.68	1.81%

### ZCE YARN



9

Indian Cotton Complex

#Weekly Changes

Particular		07, April 2023	14, April 2023	Changes in Point	Changes in %
Shankar-6	Rs.	63400	62800	-600	-0.95%
	Usc	98.78	97.86	-0.92	-0.93%

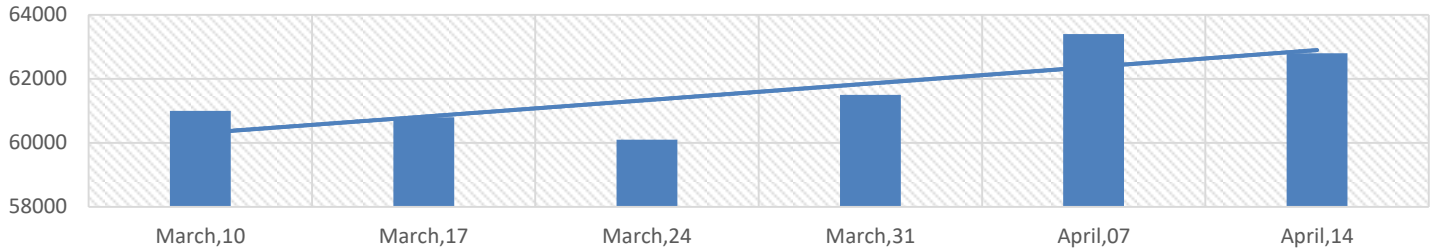
# COTTON WEEKLY NEWSLETTER

Issue 28 | April 16, 2023 - Sunday

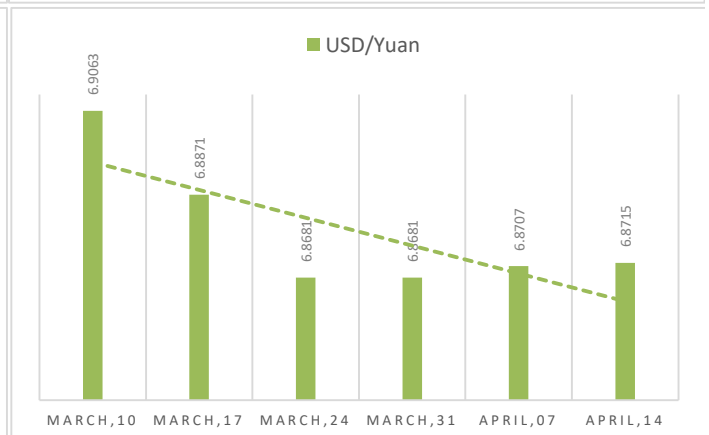
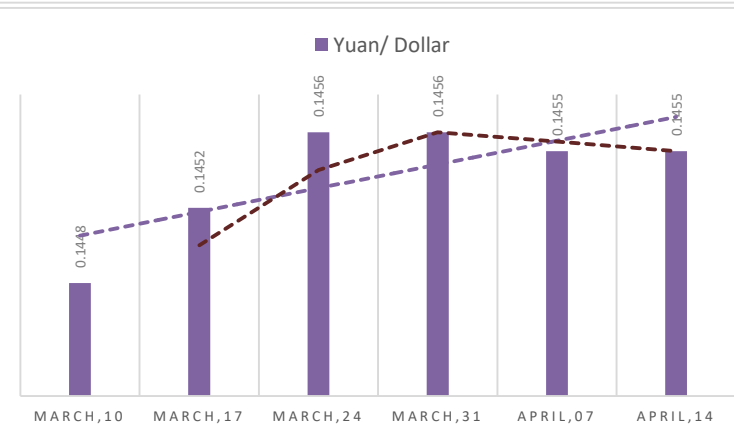
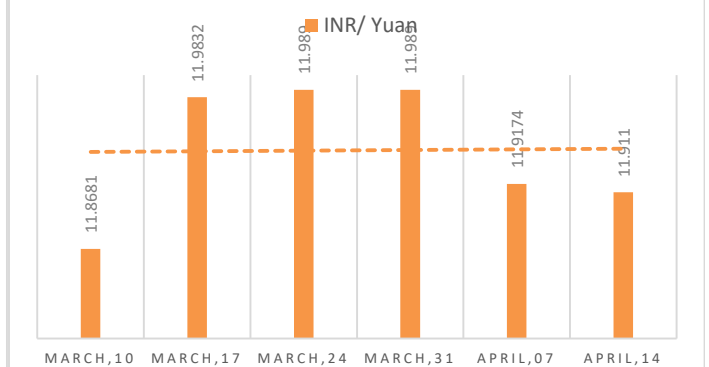
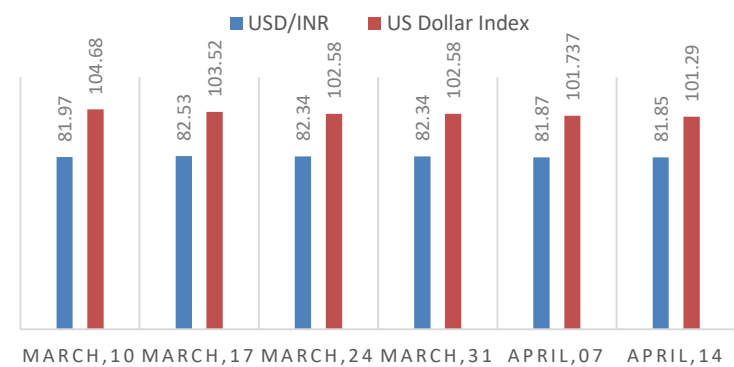
Cotton Year: 2022-23

Rajkot, Gujarat, India

## Shankar-6 (75RD) NEW CROP Rs.



10	Currenices	#Weekly Changes		
Particular	07, April 2023	14, April 2023	Changes in Point	Changes in %
INR/USD	81.87	81.85	-0.02	-0.02%
Dollar Index	101.737	101.290	-0.447	-0.44%
INR/ Yuan	11.9174	11.9110	-0.0064	-0.05%
Yuan/ Dollar	0.1455	0.1455	0	0.00%
USD/Yuan	6.8707	6.8715	0.0008	0.01%



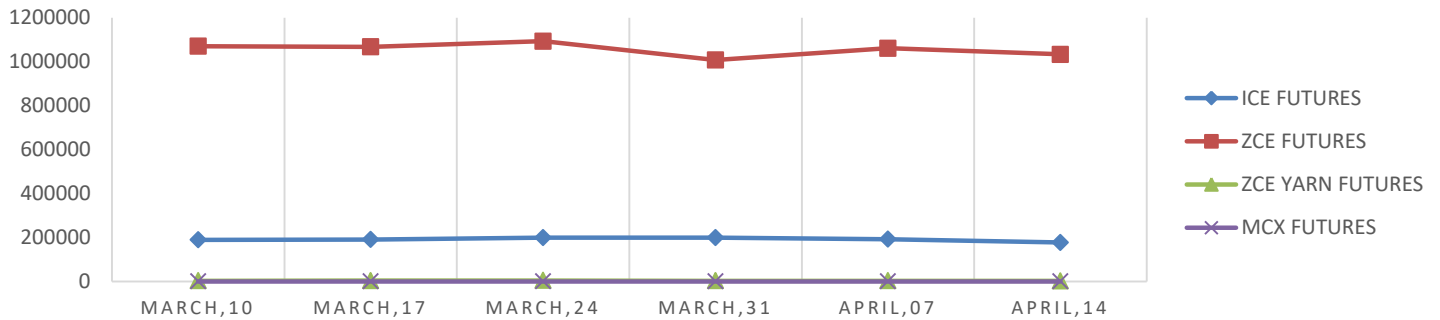
## COTTON WEEKLY NEWSLETTER

Issue 28 | April 16, 2023 - Sunday

Cotton Year: 2022-23

Rajkot, Gujarat, India

11		Open Interest	#Weekly Changes		
Particular		07, April 2023	14, April 2023	Changes in Point	Changes in %
ICE	LOT	1,92,174	1,76,874	(15,300)	-7.96%
Future	Indian bales	2,56,37,933	2,35,96,760	(20,41,173)	-7.96%
ZCE	LOT	10,61,060	10,33,134	(27,926)	-2.63%
Future	Indian bales	3,12,05,775	3,03,84,471	(8,21,304)	-2.63%
ZCE	LOT	3,115	2,671	(444)	-14.25%
Yarn	M. Ton	15,575	13,355	(2,220)	-14.25%
MCX	LOT	324	356	32	9.88%
Future	Indian bales	32,400	35,600	3,200	9.88%



12		Rate Comparision	INDIAN VS. INTERNATIONAL COTTON #Weekly Changes	
Indian Cotton Rate in USD		07, April 2023	14, April 2023	
		63,400 @ 81.87 USD/INR	62,800 @ 81.85 USD/INR	
		98.78 usc	97.86 usc	
ICE May Basic	83.20	+15.58	82.86	+15.00
ICE July Basic	83.47	+15.31	82.93	+14.93
Cotlook Index	94.85	+3.93	96.85	+1.01

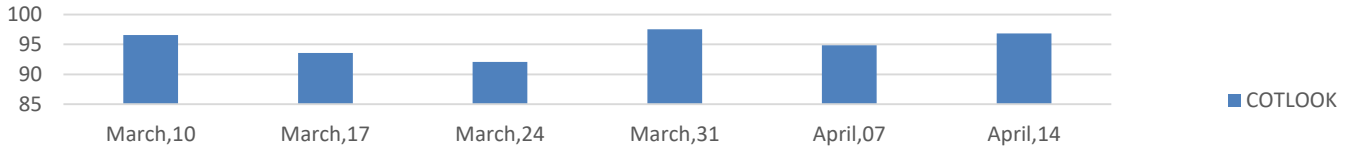
13.1		International Price Index: Cotton & Yarn	COTLOOK 'A' #Weekly Changes		
Particular		07, April 2023	07, April 2023	Changes in Point	Changes in %
USC/LBS		94.85	96.85	2.00	2.11%
INR/CANDY		60880	62149	1269	2.08%

## COTTON WEEKLY NEWSLETTER

Issue 28 | April 16, 2023 - Sunday

Cotton Year: 2022-23

Rajkot, Gujarat, India

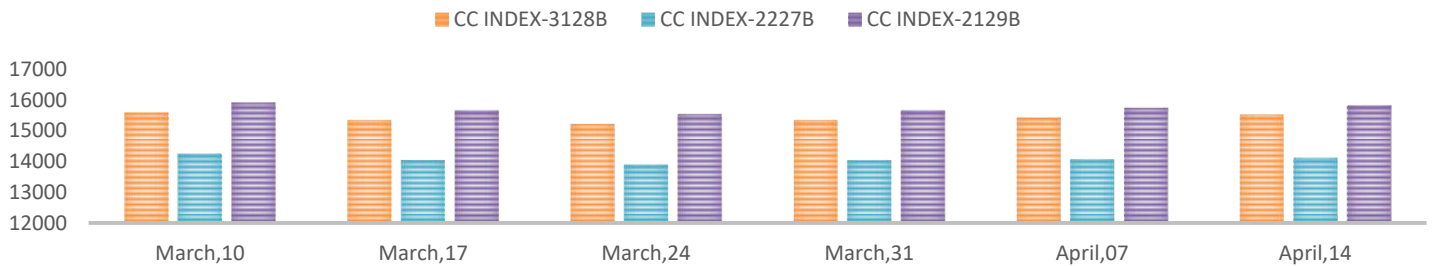


13.2

International Price Index:Cotton & Yarn

CHINA COTTON INDEX (CC INDEX) #Weekly Changes

Particular	07, April 2023	14, April 2023	Changes in Point	Changes in %	
3128B	YUAN/ Ton	15423	15522	99	0.64%
	USC/ Lbc	101.85	102.49	0.64	0.63%
	INR/Candy	65373	65769	396	0.61%
2227B	YUAN/ Ton	14064	14122	58	0.41%
	USC/ Lbc	92.87	93.25	0.38	0.41%
	INR/Candy	59612	59837	225	0.38%
2129B	YUAN/ Ton	15734	15814	80	0.51%
	USC/ Lbc	103.90	104.42	0.52	0.50%
	INR/Candy	66691	67006	315	0.47%



13.3

International Price Index:Cotton & Yarn

FOREIGN COTTON INDEX (FC INDEX) #Weekly Changes

Particular	07, April 2023	14, April 2023	Changes in Point	Changes in %	
"S"	USC/ Lbc	97.64	97.62	-0.02	-0.02%
	INR/Candy	62,671	62,515	-156	-0.25%
"M"	USC/ Lbc	96.41	96.24	-0.17	-0.18%
	INR/Candy	61,882	61,758	-124	-0.20%
"L"	USC/ Lbc	95.41	95.24	-0.17	-0.18%
	INR/Candy	61,240	61,116	-124	-0.20%

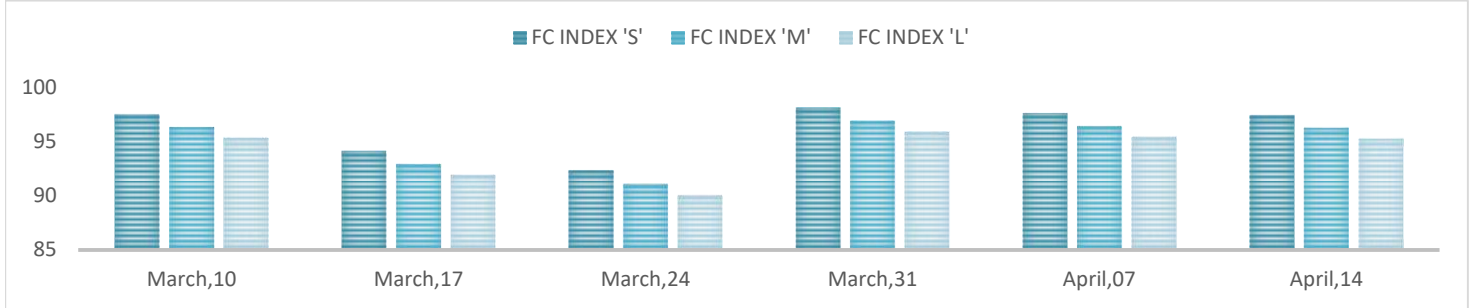


## COTTON WEEKLY NEWSLETTER

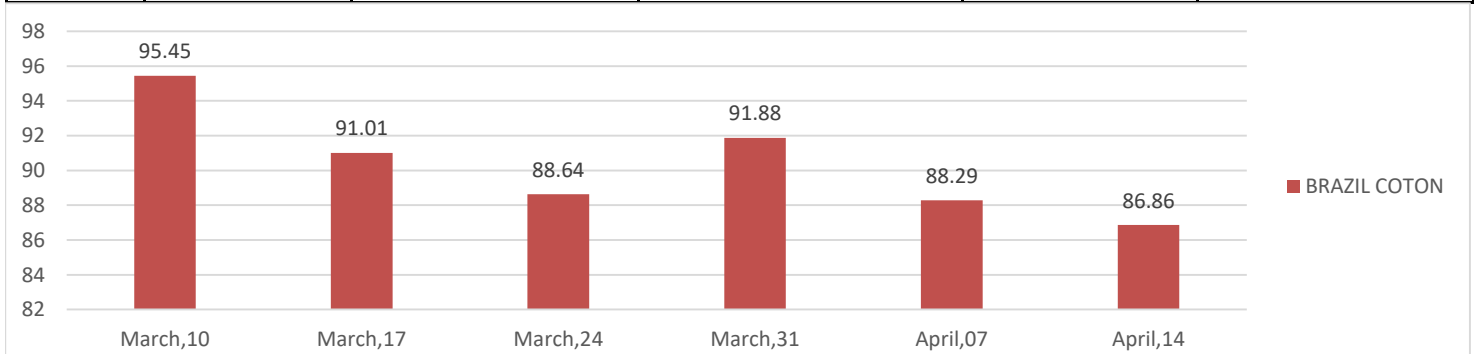
Issue 28 | April 16, 2023 - Sunday

Cotton Year: 2022-23

Rajkot, Gujarat, India



13.4		International Price Index:Cotton & Yarn	BRAZIL COTTON PRICE INDEX #Weekly Changes		
Particular		07, April 2023	14, April 2023	Changes in Point	Changes in %
29-G5-M	USC/ Lbc	88.29	86.86	-1.43	-1.62%
	INR/Candy	56670	55738	-932	-1.64%



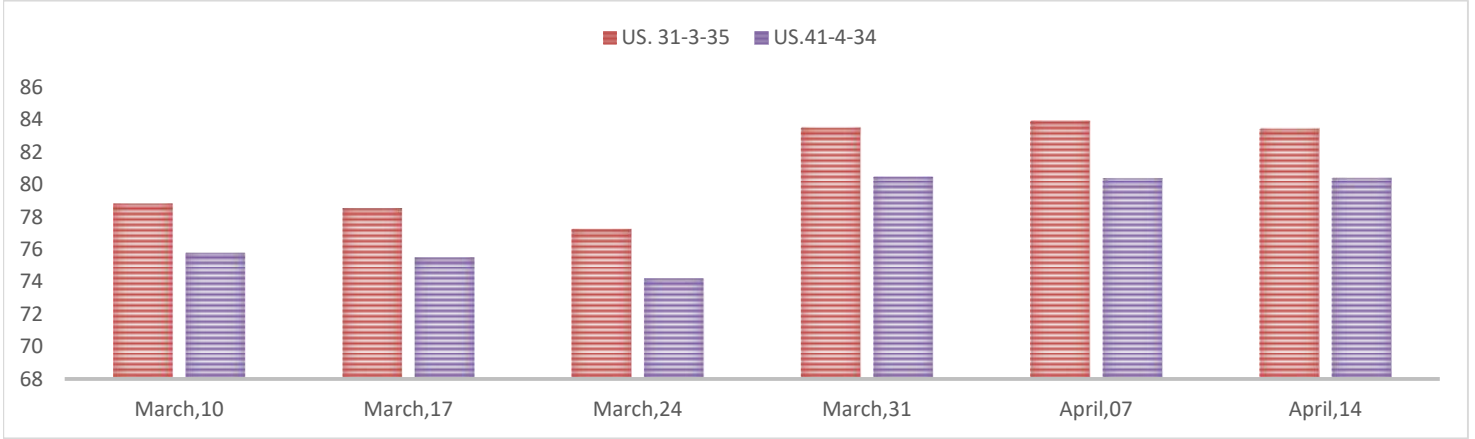
13.5		International Price Index:Cotton & Yarn	US UPLAND SPOT PRICE QUOTATION #Weekly Changes		
Particular		07, April 2023	14, April 2023	Changes in Point	Changes in %
31-03-35	USC/ Lbc	83.90	83.42	-0.48	-0.57%
	INR/Candy	53852	51593	-2259	-4.19%
41-4-34	USC/ Lbc	80.38	80.40	0.02	0.02%
	INR/Candy	51593	51593	0	0.00%

# COTTON WEEKLY NEWSLETTER

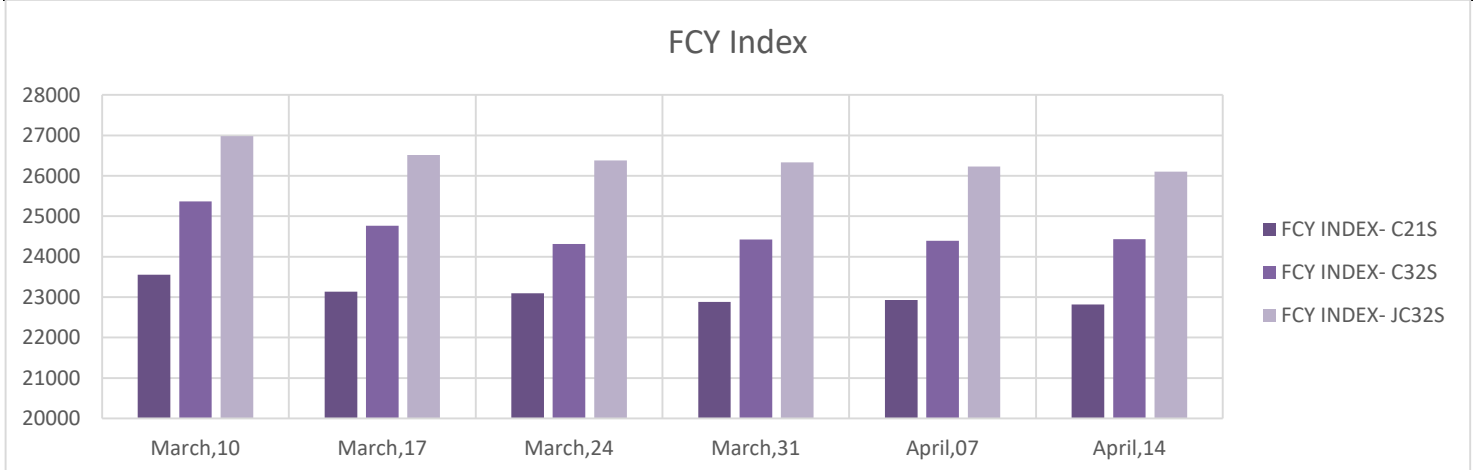
Issue 28 | April 16, 2023 - Sunday

Cotton Year: 2022-23

Rajkot, Gujarat, India



13.6 International Price Index:Cotton & Yarn		CHINA YARN FCY INDEX #Weekly Changes			
Particular		07, April 2023	14, April 2023	Changes in Point	Changes in %
C21S	YUAN/ Ton	22933	22818	-115	-0.50%
	USC/ Kg.	3.3378	3.3207	-0.0171	-0.51%
	INR/Kg.	273.27	271.80	-1.47	-0.54%
C32S	YUAN/ Ton	24397	24435	38	0.16%
	USC/ Lbc	3.5509	3.5560	0.0051	0.14%
	INR/Candy	290.71	291.06	0.35	0.12%
JC32S	YUAN/ Ton	26231	26099	-132	-0.50%
	USC/ Lbc	3.8178	3.7982	-0.0196	-0.51%
	INR/Candy	312.56	310.88	-1.68	-0.54%





## **COTTON WEEKLY NEWSLETTER**

Issue 28 | April 16, 2023 - Sunday

Cotton Year: 2022-23

Rajkot, Gujarat, India

**Thank You for subscribing us.**

**To Get your Regular Cotyarn Weekly Newsletter by Whatsapp  
Please send "Subscribe Cotyarn" to Whatsapp 9824482150**



**Domestic & International Agent  
Raw Cotton, Cotton Yarn & Cotton Waste**

**Cotyarn Tradelink LLP  
Cotyarn Brokers**

Office: 204, Runway Heights, Ayodhya Chowk,  
150 Feet Ring Road, Rajkot-360006,  
Gujarat, India

Email: [cotyarntradelink@gmail.com](mailto:cotyarntradelink@gmail.com)  
Tel: +91-281-2360341